







EXPERIENCE FARMING THE WAY IT SHOULD BE.

Each day in agriculture delivers new challenges and opportunities. One constant is your desire for independence, mapping your own path and seeing your operation succeed. The freedom to act on your own choices also defines the new AFS Connect™ Steiger®. For over 60 years, Steiger series tractors have helped producers like you get more from the job in demanding conditions. Now, with the power of AFS Connect, we'll help you find new ways to maximize your yield potential and return on investment, while minimizing your fuel consumption, work hours and stress.

LOOKING FOR MORE TIME? OPTIMIZE IT.

The technology embedded in the completely redesigned cab is your key to unlocking a level of connectivity never before seen in a Case IH Steiger tractor. The new AFS Vision Pro operating system enables you to configure precision farming functionality, tractor systems and connectivity with integrated solutions. This comes without sacrificing the power, efficiency, durability and productivity that Steiger tractors are known for.

The AFS Connect Steiger integrates the technology you demand into one easy-to-use package. Test drive a tractor today to experience it for yourself.



AFS CONNECT STEIGER

Freedom to Farm Your Way.....	4-5
High-Efficiency Farming.....	6-7
Cab Updates	8-9
AFS Connect Steiger At-A-Glance	10-15
Engine and Transmission.....	16-17
The Steiger Family.....	18-19
Serviceability and Support.....	20-21
Specifications	22-23

THE FREEDOM TO FARM THE WAY YOU WANT.

AFS Connect lets you remotely monitor and manage your farm, fleet and data, enabling you to optimize your performance, productivity and flexibility. Visualize your equipment and place information at your fingertips so you can successfully manage your operations anytime, anywhere.



FARM MANAGEMENT

GET MORE DONE EACH DAY.

Easily organize your fields, applications and agronomic data to gain better insights.

- View every field operation, from spring tillage all the way through harvest.
- Generate satellite maps to help visualize multiple layers of agronomic data to make more informed decisions.
- Push guidance lines, boundaries and prescriptions to equipment remotely.



FLEET MANAGEMENT

WORK SMARTER BY TRACKING EQUIPMENT.

Achieve peak performance by maximizing uptime and efficiency.

- Receive notifications and view critical operating parameters.
- Monitor current and historical machine performance.
- Plan and execute maintenance on connected vehicles.
- Coordinate your Case IH machines.
- Remote display viewing enables the farm manager or dealer to view—with the permission from the operator—what is on-screen in the cab of the tractor.



DATA MANAGEMENT

CONNECT AND SECURELY SHARE YOUR FARM DATA.

Gain relevant agronomic insights that connect you to your farm down to the field level.

- AFS Connect helps you seamlessly manage, share and move data—all while ensuring you stay in complete control.
- Securely share your data and relevant equipment information with trusted partners.
- Invite your dealer to view relevant farm, field or field operation data for fast, transparent communication.







PRODUCTIVITY AND CONNECTIVITY MADE EASY.

The AFS Connect Steiger series tractor sets a new standard for what connectivity and productivity can mean to your farming operation. Whether you are in the cab or 300 miles away, you have the ability to connect to your AFS Connect Steiger tractor. You now can remotely monitor your Steiger. View the same screen the operator is seeing, and transfer data both to and from the tractor to trusted APIs, your home operation or any other location you're connected to.

FULL REMOTE VISIBILITY.

Sometimes, life gives you moments you can't afford to miss. Whether that's at the ballfield or simply joining the family around the dinner table, AFS Connect helps put you where you want to be. You don't need to be in the cab to see exactly what the operator is seeing. You can remotely view an AFS Pro 1200 display from wherever you are. Integrated solutions link your farm, fleet and data. AFS Connect helps you optimize your time by delivering the information you need to make better, more-informed management decisions.

- **Remote Display Viewing.** Enables a farm manager or dealer to remotely see—with the operator's permission—exactly what is on screen in the tractor cab.
- **Remote Service Support.** There's no time for downtime. Now, you can work with your local Case IH dealer to remotely diagnose maintenance and service issues and identify the parts you need to stay up and running.
- **Remote Software Updates.** Your local Case IH dealer can remotely update your operating firmware wirelessly to take advantage of new features, functionality and enhancements.



AN ALL-NEW CAB ENVIRONMENT LIKE NO OTHER.

The new AFS Connect Steiger cab is finished with an automotive quality feel and designed to provide an in-cab experience like no other. The redesigned and ergonomic MultiFunction Handle and new MultiControl Armrest puts 95% of your most used functions right at your fingertips, with easy to use and programmable controls, minimizing operator fatigue. Additional convenient cab features like 29 total outlets—including power charging, 12V power ports, diagnostic ports and a 120V power outlet—keep your devices fully powered at all times. Plus, monitor mounts, added storage and additional cup holders are available for use. The AFS Pro 1200 display has a crystal clear LCD screen that is fully customizable to provide critical information in a simple and easy-to-use format.

A completely new pressurized HVAC system provides optimal cab comfort with more vents and louvers to increase air flow around the operator. This allows operators to stay pleasantly cool on hot days and warm on cold days.



- A** Luxury leather, heated/ventilated seat with 40-degree swivel
- B** Molded floor mat
- C** Luxury leather instructor seat
- D** New wider, larger windshield wipers
- E** Telescoping steering wheel with memory lock

- F** Instrument cluster with key machine information
- G** AFS Pro 1200 display
- H** Redesigned MultiFunction Handle
- I** Color-coded, configurable, electro-hydraulic remotes (EHR)
- J** Encoder knob

- K** RAM device mounts
- L** Leather MultiControl Armrest
- M** USB, 3 pin and system data, and power ports (not pictured)
- N** Storage/cup holders (not pictured)



AN OPERATOR ENVIRONMENT ABOVE THE REST.

Case IH engineers used years of research and input from our most qualified experts — you. The result is an interior that blends simplicity, control and luxury like you've never experienced in a tractor cab before.

- A** Pre-programmed hot keys
- B** **Exclusive** front and rear independent, automatic differential locks
- C** Ninth programmable hot key button provides more shortcut options
- D** Configurable hot keys 1–4
- E** Configurable hot keys 5–8
- F** Configurable, color-coded electro-hydraulic remote (EHR) levers
- G** New 12-in. AFS Pro 1200 display with touch screen and Bluetooth® capabilities—powered by the new AFS Vision Pro operating system that is just like using a smartphone or tablet



MULTIFUNCTION HANDLE ■

Puts 95% of the commonly used controls at your fingertips.

EXCLUSIVE SPLIT THROTTLE ■

Available with CVXDrive transmission and allows the operator to set upper and lower engine RPMs to keep you in total control.

MULTICONTROL ARMREST ■

Proven design now features an encoder for total control at your fingertips.

AFS CONNECT STEIGER QUADTRAC.

Case IH industry-leading Quadtrac technology features four individually driven, positive drive, oscillating tracks. Each track maintains constant contact with the ground for a smooth ride, optimal ground pressure, superior flotation and better traction.

AFS VECTOR PRO RECEIVER ■
Consolidated components improve guidance consistency and line acquisition.

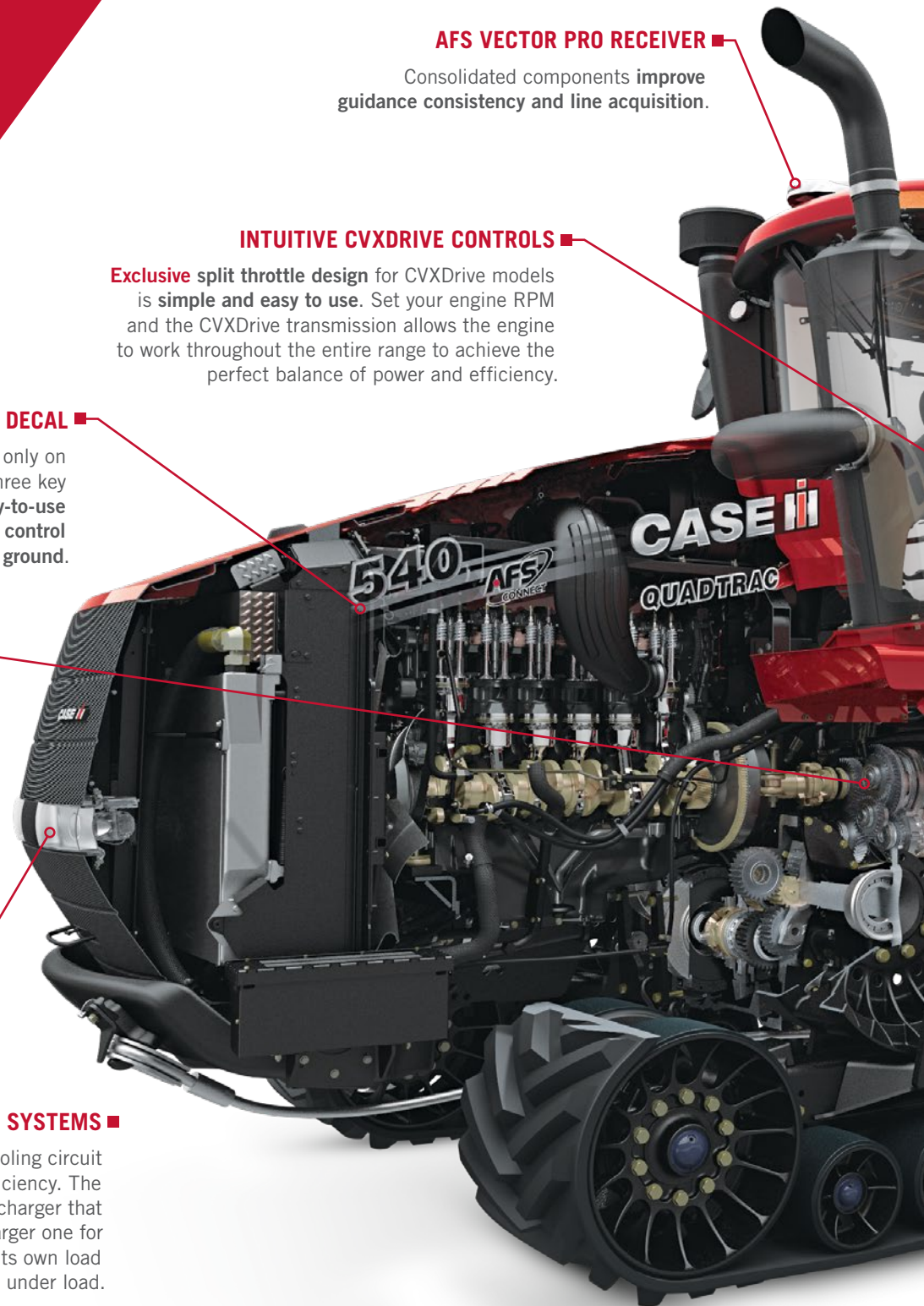
INTUITIVE CVXDRIVE CONTROLS ■
Exclusive split throttle design for CVXDrive models is simple and easy to use. Set your engine RPM and the CVXDrive transmission allows the engine to work throughout the entire range to achieve the perfect balance of power and efficiency.

TRI-STRIPE DECAL ■
Updated styling reflects the latest design seen only on new Case IH tractors and reminds us of three key points found in every AFS Connect Steiger: **easy-to-use technology, ultimate comfort with ergonomic control and superior power to the ground.**

CVXDRIVE TRANSMISSION ■
Steiger was the first articulated high-horsepower four wheel drive tractor with a continuously variable transmission. Available in 17 configurations with up to 605 peak horsepower.

LED GRILLE MOUNTED WORK LIGHTS ■
Operate whenever you need to with lights that provide superior visibility at night.

EXCLUSIVE DUAL COOLING SYSTEMS ■
The Steiger 540, 580 and 620 feature a low-pressure cooling circuit system that provides increased power along with fuel efficiency. The two-stage turbocharger system includes a small turbocharger that delivers low-RPM responsiveness and a second, larger one for maximum boost at high RPMs. Each turbocharger has its own load cooling system to provide 40 percent faster response under load.



■ POWER ADJUSTABLE MIRRORS

Electronic telescoping mirrors are controlled from the tractor cab for effortless adjustments.



■ LED LIGHTS

New customizable LED lights provide enhanced front and side visibility, allowing the operator the freedom to customize which lights should be on or off as needed for their operation.

■ 360-DEGREE EGRESS LIGHTING

Located at every angle around the tractor to give you better visibility upon exiting the cab in low light situations.

■ TRI POINT OSCILLATION

This standard feature on all AFS Connect Steiger tractors transfers more weight to the front which provides 50/50 weight splits under load providing increased traction and reduced compaction.

■ CAST UNDERCARRIAGE SYSTEM

Heavy-duty cast undercarriage designed by Case IH engineers for the rugged frame of Steiger tractors for enhanced durability and reliability.

■ STANDARD 4-POINT CAB SUSPENSION

Stabilizes front-to-back, side-to-side and up-and-down motions creating a smooth ride regardless of terrain.

■ EXCLUSIVE TRACK TECHNOLOGY

Self-adjusting tracks eliminates the need for tools and keeps you up and running.

AFS CONNECT STEIGER ROWTRAC.

The AFS Connect Steiger Rowtrac is available in 420, 470 and 500 models and with either the PowerDrive or CVXDrive transmission options. Rowtrac models provide 50/50 weight splits for low ground pressure to increase yields, plus the added value of the ability to do post emergence work activities.



FRONT AND REAR CAMERAS

All AFS Connect Steiger tractors come **camera ready with optional factory-installed front and rear cameras**, and with the option to add two more. These cameras improve visibility with multiple feeds.

LED GRILLE MOUNTED WORK LIGHTS

Operate whenever you need to with lights that provide superior visibility at night.

TRI-STRIPE DECAL


Updated styling reflects the latest design seen only on new Case IH tractors and reminds us of three key points found in every AFS Connect Steiger: **easy-to-use technology, ultimate comfort with ergonomic control and superior power to the ground.**


LARGER ENGINE AIR INTAKE

Improves engine efficiency and provides longer air filter life.

APM TRANSMISSION MODE

Allows the transmission to act like a **continuously variable transmission**, providing just the power you need to pull the load at the speed you set.





■ **LED LIGHTS**

New customizable LED lights provide enhanced front and side visibility giving operators the freedom to program them to meet their operations' specific needs.

■ **HEAVY DUTY THREE-POINT HITCH OPTION**

Three-point hitch option can lift up to 21,902 lb.

■ **SELF TENSIONING TRACK SYSTEM**

The self tensioning track system is built into the suspension mounts on each undercarriage.

■ **EXCLUSIVE 21-INCH TRACK OPTION**

An **exclusive 21-inch track option** for Rowtrac tractors, available factory fit from Case IH, provides a great post-emergence crop activity option.

■ **FASTER ROAD SPEED**

Improved track and roller wheel design enables **road travel speed at up to 25 mph.**

■ **LARGER FUEL TANK**

The AFS Connect Steiger Rowtrac tractor features a new larger 340 gallon fuel tank allowing producers to work longer days for increased productivity.

Row Crop Spacing	Rowtrac Operating Width	Rowtrac Track Widths
20-inch rows	Standard 80 in. (203.2 cm)	18 in. (45.72 cm)
22-inch rows	88 in. (223.52 cm)	18 in. (45.72 cm)
30-inch rows	120 in. (304.8 cm)	18, 21, 24 in. (45.72, 53.3, 60.96 cm)
40-inch rows	Standard 80 in. (203.2 cm)	18, 21, 24, 30 in. (45.72, 53.3, 60.96, 76.2 cm)

AFS CONNECT STEIGER WHEELED.

4WD force makes Steiger wheeled tractors ideal for everything from pulling large planters and strip-till rigs to pushing silage and towing grain carts. Plus, get more traction and less compaction with a longer wheelbase and the tallest factory-fit row crop tires in the industry.



POWERDRIVE POWERSHIFT TECHNOLOGY

The time-tested and fluid-efficient PowerDrive powershift does more than just shift gears. With the latest Steiger enhancements, it takes 20 percent less time to shift from first gear to 16th gear, saving you fuel, lowering operating costs and reducing fatigue. And during shuttle operation, a producer can change direction 38 percent faster than before.

PROVEN ENGINES

The Case IH FPT engine has passed every challenge and is built with efficiency in mind. Case IH FPT 8.7-L and 12.9-L engines incorporate patented fluid-saving SCR-only technology for greater productivity that produce more power using less fuel. And, with 600 hour oil-change intervals, achieve greater fluid efficiency and lower operating costs.

PATENTED SCR SYSTEM

Eliminates the need for engine regeneration and provides increased fuel efficiency.

NEW FRONT CAB ROOF MOUNTED LED LIGHTS

New customizable LED lights provide enhanced front and side visibility giving operators the freedom to program them to meet their operations' specific needs.




■ STANDARD ADVANCED STEERING SYSTEM

The Case IH Advanced Steering system that **gives an operator smoother and more precise control of the tractor and implement** at every speed now **comes standard on every Steiger tractor**. Transitioning between roading and field operations is easier. And unlike previous systems that required four full side-to-side-turns for field applications, this system only requires 3 1/2 turns. The steering now has **three modes of adjustment—slow, medium and fast**—so you can tailor the steering to your applications.

■ STRUCTURAL STEEL FUEL TANK

Every AFS Connect Steiger fuel tank is made of durable structural steel, unlike competitive offerings. This important design difference adds additional weight and strength to the Steiger chassis.



■ STANDARD HEAVY-DUTY AXLES

All AFS Connect Steiger tractors feature massive heavy-duty axles that can **carry up to 66,000 pounds of gross vehicle operating weight**. These enormous axles are **5.5 inches in diameter with 18-bolt hubs** and also feature **unparalleled braking and hydraulic pressure** for feel and modulation. It all adds up to greater strength and durability. All new AFS Connect Steiger **500 & 540 models** feature new heavier **5 inch bar axles** on both ag and scraper versions.

■ MOST POWERFUL WHEELS ON THE MARKET

It's one thing to produce a lot of horsepower. The **Nebraska Tractor Test Laboratory** proved the Steiger 620 wheeled tractor does that better than any other and the Steiger 580 set the second-highest drawbar fuel economy ever recorded. But, what really matters, and where the Steiger lineup excels, is moving this industry-leading power efficiently throughout the tractor and, ultimately, to the ground and implement being pulled. **Superior tractive capabilities using automatic differential locks** reduce slippage in difficult field conditions.

EFFICIENT POWER IN ANY APPLICATION.

With two industry-leading transmissions to choose from, Case IH can deliver the optimal choice to match your operation's requirements.

CVXDRIVE CONTINUOUSLY VARIABLE TRANSMISSION.

Industry-leading CVXDrive™ transmission delivers the exact speed for your operation without compromise. The CVXDrive transmission is the highest-horsepower continuously variable transmission in the industry—605 peak horsepower on AFS Connect Steiger 540 models.

POWERDRIVE POWERSHIFT TRANSMISSION.

The world record-setting rugged and proven 16-speed PowerDrive powershift transmission delivers ultra-smooth shifting, reducing operator fatigue and provides optimal power transfer for maximum productivity.

Steiger Wheeled, Quadtrac, Rowtrac Product Lineup

Model	370	420	470	500	540	580	620
Peak Engine Power	425	462	517	550	605	638	682
PowerDrive Transmission (Standard)	✓	✓	✓	✓	✓	✓	✓
CVXDrive™ Transmission (Optional)	✓	✓	✓	✓	✓	NA	NA
Row Crop Narrow Frame	✓	✓	✓	NA	NA	NA	NA
High Power Wide Frame	NA	NA	NA	✓	✓	✓	✓
Heavy-Duty Wheeled	✓	✓	✓	✓	✓	✓	✓
Ag Rowtrac Version	NA	✓	✓	✓	NA	NA	NA
Ag Quadtrac Version	NA	NA	✓	✓	✓	✓	✓
Scraper Heavy-Duty Wheeled	NA	NA	NA	✓	✓	✓	✓
Scraper Quadtrac Version	NA	NA	NA	NA	✓	✓	NA



INDUSTRY LEADING POWER AND PERFORMANCE.

Case IH Tier 4 B/Final engines by FPT — featuring common rail fuel systems and a patented Case IH FPT SCR-only emissions system — offer power, performance and fuel economy with no active exhaust cleaning required. They also deliver more low-end torque to allow the engine to lug down and recover more quickly.

STRONG.

- 8.7- and 12.9-liter engines with FPT technology provide leading fuel efficiency while maximizing power.
- **Up to 10 percent power growth** to maximize performance in the toughest conditions.
- Steiger 540, 580 and 620 models feature a two-stage turbocharger system with separate cooling system, delivering 40 percent faster response under load.

SIMPLE.


- Patented Selective Catalytic Reduction (SCR) meets Tier 4 B-Final emission standards without compromising engine performance.
- Does not require additional emission components such as Diesel Particulate Filter (DPF) and Cooled Exhaust Gas Recirculation (CEGR).
- **No engine regeneration is required**, so you can stay up and running all day long.

SMART.

- SCR technology provides simplified emission compliance.
- **Exclusive** engine brake option comes standard.
- Optional saddle fuel tanks to increase efficiency and extend runtime.

PROVEN.

- SCR-only solution continues to perform in the field.
- Designed and tested at the Case IH Burr Ridge, Illinois, facility and in the field and on the farm by customers for customers to maintain an exceptional standard of durability and reliability.
- Service data can be wirelessly sent to your local Case IH dealer for remote diagnostics and quicker response time.



▲ 8.7L engine

12.9L engine ▶



THE NEW AFS CONNECT STEIGER FAMILY: FREEDOM TO CONNECT AND CONFIGURE THE WAY YOU WANT.

Farmers and contractors alike will find a fit for their operations in the power and versatility of the seven models and 42 configurations of AFS Connect Steiger tractors. As the leader in 4WD industry innovation, this lineup is ready for handling large-scale planters and tillage tools, moving tons of earth and operating nimbly between emerging crop rows. That's what it means to be Steiger Strong — a combination of power, performance, flexibility and operator comfort that is unequalled.



CONFIGURATIONS TO FIT ANY OPERATION.

The New AFS Connect Steiger tractors can be configured to fit your operation regardless of how demanding your application is.



WHEELED.

High-horsepower row crop tractors deliver industry-leading fuel efficiency for maximum productivity. With reliable power, advanced hydraulics and an industry-best turning radius, no job is too tough.



QUADTRAC.

More than 20 years of industry-leading track technology can be found in every AFS Connect Steiger Quadtrac® tractor, which features four individually driven, positive-drive oscillating tracks.



ROWTRAC.

When traction and agronomic advantage are essential to your operation, the AFS Connect Steiger® Rowtrac™ tractors are the right choice. These tractors offer a range of row crop track widths and axle configurations to meet your needs: 20-, 22-, 30- or 40-inch rows.




SCRAPER.

AFS Connect Steiger scraper models are proven workhorses on construction sites, moving earth at the lowest possible cost per yard.



SERVICEABILITY AND SUPPORT.

Whether you are three miles or 300 miles away, you can get the support you need from your knowledgeable Case IH dealer. New features on the AFS Connect Steiger tractor allow them to better support you and your fleet remotely — and in real time. And when you do need service, they are ready to help you eliminate unnecessary downtime. There is no more waiting for a service truck to drive to the farm to diagnose an issue or driving around looking for the right part.



DAY-TO-DAY SERVICE HAS NEVER BEEN EASIER.

Checking transmission oil, hydraulic fluid or filters is easier than ever before.

Ground-level fluid checks from a single location near the cab entry help you to stay on top of maintenance. And an industry-leading **600-hour engine oil service interval** keeps you in the field.

KNOWLEDGEABLE DEALERS WHO WORK WITH YOU.

Case IH dealers understand the need to optimize your equipment return on investment. Your dealer will work with you to configure an AFS Connect Steiger to fit your operation and provide the support you need to maximize its value. Go to caseih.com to build and price the tractor that fits your operation.

MYCASEIH.COM – EQUIPMENT INFORMATION AT YOUR FINGERTIPS.

When you have questions about Case IH equipment maintenance, there's no time to lose getting back in the field. **MyCaseIH.com is your all-new destination for Case IH product support**, including free operator's manual downloads, AFS training videos, how-to tutorials and maintenance tips to help you through questions or situations you encounter every day.

CASE IH KNOW-HOW APP.

- Review and understand the display, armrest icons and buttons on the AFS Connect Magnum and AFS Connect Steiger tractors.
- Access quick reference guides and task checklists.
- Search for help on your tasks.
- Stay up to date as new features are released.

My CASE IH
AGRICULTURE



SPECIFICATIONS	370 WHEELED	420 WHEELED / ROWTRAC	470 WHEELED / ROWTRAC / QUADTRAC
ENGINE			
Engine Type	Tier 4 B/Final with Selective Catalytic Reduction (SCR)-only emissions system		
Engine HP @ Rated RPM per SAE	370 @ 2,000 RPM	420 @ 2,100 RPM	470 @ 2,100 RPM
Maximum Engine HP	425	462	517
HP @ Standard PTO speed @ 1,000 RPM	364	407	459
Cylinders / Valves / Displacement	6 cyl. / 24 / 8.7 L (531 cu. in.)	6 cyl. / 24 / 12.9 L (787 cu. in.)	
Engine Aspiration	Electrical variable geometry turbocharger with air-to-air aftercooling	Wastegate turbocharger with air-to-air aftercooling	
Factory-Installed Engine Brake	N/A	Standard	
ELECTRICAL			
Alternator / Battery / Battery Isolator	12V 240 amp / two 1,000 cranking amps / Yes		
TRANSMISSION/PTO			
Transmission (Standard / Optional)	PowerDrive full-powershift 16F / 2R with 16 Hi {25 mph (40 kph)} / CVXDrive CVT {25 mph (40 kph)}		
PTO—Optional	1,000 rpm—1 3/4 in. shaft		
AXLES			
Axle Diameter	5.0 in. (127 mm) planetary	5.0 in. (127 mm) planetary/flanged	5.0 in. (127 mm) planetary/flanged/flanged
Axle Bar Width (Wheeled) / Track Spacing (Rowtrac/Quadtrac)*	120 in. (3048 mm)	120 in. (3048 mm) / 80 in. (2032 mm), 88 in. (2235 mm) or 120 in. (3048 mm)	120 in. (3048 mm) / 80 in. (2032 mm), 88 in. (2235 mm) or 120 in. (3048 mm) / 88 in. (2235 mm)
Wheelbase	148 in. (3759 mm)	148 in. (3759 mm) / 160 in. (4064 mm)	148 in. (3759 mm) / 160 in. (4064 mm) / 154 in. (3912 mm)
Automatic Differential Lock	Standard		
HYDRAULICS			
Remote Valves (Standard / Optional)	4 / up to 8		
Hydraulic Pump (PFC)—PowerDrive (Standard / Optional)	40 gpm (151 L/min.) / 55 gpm (208 L/min.)	42 gpm (159 L/min.) / 57 gpm (216 L/min.)	
Hydraulic Pump (PFC)—CVXDrive Standard	55 gpm (208 L/min.)	57 gpm (216 L/min.)	
Total Tractor Hydraulic Flow with Parallel / Twin Flow Pumps	108 gpm (409 L/min.)	113 gpm (428 L/min.)	
Available Flow at Single Remote Valve	35 gpm (132 L/min.)		
Drawbar (Standard / Optional)	6,000 lb. (2722 kg) or 11,000 lb. (4990 kg).	6,000 lb. (2722 kg) or 11,000 lb. (4990 kg) or 15,000 lb. (6804 kg) Quadtrac or wheeled option	
3-Point Hitch Category—Wheeled / Rowtrac / Quadtrac	Cat IV-N (convertible to Cat III)		Cat IV-N (convertible to Cat III) / Cat IV-N (convertible to Cat III) / Cat IV-N
Hitch Lift Capacity—Wheeled / Rowtrac / Quadtrac	21,903 lb. (9934 kg)		21,903 lb. (9934 kg) / 21,903 lb. (9934 kg) / 19,728 lb. (8949 kg)
CAPACITIES			
Fuel Tank—Wheeled / Rowtrac / Quadtrac	220 gal. (829 L)	310 gal. (1170 L) / 340 gal. (1287 L) standard and 250 gal. (946 L) opt.	310 gal. (1170 L) / 340 gal. (1287 L) std. and 250 gal. (946 L) opt. / 470 gal. (1779 L)
Diesel Exhaust Fluid (DEF) Tank—Wheeled / Rowtrac / Quadtrac	42 gal. (174 L) / 42 gal. (174 L) / N/A		42 gal. (174 L) / 42 gal. (174 L) / 85 gal. (322 L)
Vertical Tongue—Wheeled / Rowtrac / Quadtrac	Up to 11,000 lb. (4990 kg)		Up to 11,000 lb. (4990 kg) / up to 11,000 lb. (4990 kg) / up to 15,000 lb. (6804 kg)
Frame Width—Wheeled / Rowtrac / Quadtrac	36.5 in. (927 mm)	36.5 in. (927 mm) / 36.5 in. (927 mm)	36.5 in. (927 mm) / 36.5 in. (927 mm) / 44 in. (1118 mm)
CAB			
Volume (Size)	132 cu. ft. (3.7 cu. m)		
Glass	88.1 sq. ft. (8.18 sq. m)		
WEIGHTS			
Wheel Models—Base Shipping Weight	38,571 lb. (17496 kg)	39,820 lb. (18062 kg)	
Wheel Models—Max. Gross Vehicle Weight	49,500 lb. (22453 kg)		
Rowtrac Models—Base Shipping Weight	N/A	50,306 lb. (22818 kg)	
Rowtrac Models—Max. Gross Vehicle Weight	N/A	60,000 lb. (27216 kg)	
Quadtrac Models—Base Shipping Weight	N/A	N/A	51,263 lb. (23416 kg)
Quadtrac Models—Max. Gross Vehicle Weight	N/A	N/A	64,000 lb. (29630 kg)

*All wheeled Steigers have bar axles and all Quadtrac and Rowtrac Steigers have flanged axles

SPECIFICATIONS	500 WHEELED / ROWTRAC / QUADTRAC	540 WHEELED / QUADTRAC	580 WHEELED / QUADTRAC	620 WHEELED / QUADTRAC
ENGINE				
Engine Type	Tier 4 B/Final with Selective Catalytic Reduction (SCR)-only emissions system			
Engine HP @ Rated RPM per SAE	500 @ 2,100 RPM	535 @ 2,100 RPM	580 @ 2,100 RPM	620 @ 2,100 RPM
Maximum Engine HP	550	605	638	682
HP @ Standard PTO speed @ 1,000 RPM	501	535		
Cylinders / Valves / Displacement	6 cyl. / 24 / 12.9 L (787 cu. in.)			
Engine Aspiration	Wastegate turbocharger with air-to-air aftercooling	Two-stage turbocharging with air-to-water intercooling and air-to-water aftercooling		
Factory-Installed Engine Brake	Standard			
ELECTRICAL				
Alternator / Battery / Battery Isolator	12V 240 amp / two 1,000 cranking amps / Yes			
TRANSMISSION/PTO				
Transmission (Standard / Optional)	PowerDrive full-powershift 16F / 2R with 16 Hi {25 mph (40 kph)} / CVXDrive CVT {25 mph (40 kph)}		PowerDrive full-powershift 16F / 2R w/16 Hi {25 mph (40 kph)}	
PTO—Optional	1,000 rpm—1 ¾ in. shaft			
AXLES				
Axle Diameter	5.0 in. (127 mm) compound planetary/flanged/flanged	5.0 in. (127 mm) compound planetary/flanged	5.5 in. (140 mm) compound planetary/flanged	
Axle Bar Width (Wheeled) / Track Spacing (Rowtrac/Quadtrac)*	120 in. (3 048 mm) / 80 in. (2 032 mm), 88 in. (2 235 mm) or 120 (3 048 mm) / 88 in. (2 235 mm)		120 in. (3 048 mm) / 88 in. (2 235 mm)	
Wheelbase	154 in. (3 912 mm) / 160 in. (4 064 mm) / 154 in. (3 912 mm)	154 in. (3 912 mm)		
Automatic Differential Lock	Standard			
HYDRAULICS				
Remote Valves (Standard / Optional)	4 / up to 8			
Hydraulic Pump (PFC) - PowerDrive (Standard / Optional)	42 gpm (159 L/min.) / 57 gpm (216 L/min.)			
Hydraulic Pump (PFC) - CVXDrive Standard	57 gpm (216 L/min.)			N/A
Total Tractor Hydraulic Flow w/ Parallel / Twin Flow Pumps	113 gpm (428 L/min.)			
Available Flow at Single Remote Valve	35 gpm (132 L/min.)			
Drawbar (Standard / Optional)	6,000 lb. (2 722 kg) / 11,000 lb. (4 990 kg) or 15,000 lb. (6 804 kg) Quadtrac or wheeled option	6,000 lb. (2 722 kg) or 11,000 lb. (4 990 kg) or 15,000 lb. (6 804 kg)	11,000 lb. (4 990 kg) / 15,000 lb. (6 804 kg)	
Scraper Drawbar—Wheeled / Rowtrac / Quadtrac	20,000 lb. (9 072 kg) / NA / NA		20,000 lb. (9 072 kg)	
3-Point Hitch Category—Wheeled / Rowtrac / Quadtrac	Cat IV-N / Cat IV-N (convertible to Cat III) / Cat IV-N		Cat IV-N	
Hitch Lift Capacity—Wheeled / Rowtrac / Quadtrac	19,620 lb. (8 900 kg) / 21,903 lb. (9 934 kg) / 19,728 lb. (8 949 kg)	19,620 lb. (8 900 kg) / 19,728 lb. (8 949 kg)		
CAPACITIES				
Fuel Tank—Wheeled / Rowtrac / Quadtrac	455 gal. (1 722 L) / 340 gal. (1 287 L) std. and 250 gal. (946 L) opt. / 470 gal. (1 779 L)	455 gal. (1 722 L) / 470 gal. (1 779 L)		
Diesel Exhaust Fluid (DEF) Tank—Wheeled / Rowtrac / Quadtrac	66 gal. (250 L) / 42 gal. (174 L) / 85 gal. (322 L)	66 gal. (250 L) / N/A / 85 gal. (322 L)		
Vertical Tongue—Wheeled / Rowtrac / Quadtrac	Up to 15,000 lb. (6 804 kg) / up to 11,000 lb. (4 990 kg) / up to 15,000 lb. (6 804 kg)	Up to 15,000 lb. (6 804 kg)		
Frame Width—Wheeled / Rowtrac / Quadtrac	44 in. (1 118 mm) / 36.5 in. (927 mm) / 44 in. (1 118 mm)	44 in. (1 118 mm)		
CAB				
Volume (Size)	132 cu. ft. (3.7 cu. m)			
Glass	88.1 sq. ft. (8.18 sq. m)			
WEIGHTS				
Wheel Models—Base Shipping Weight	44,290 lb. (20 090 kg)	46,340 lb. (21 012 kg)	50,328 lb. (22 828 kg)	
Wheel Models—Max. Gross Vehicle Weight	56,000 lb. (25 401 kg)	56,000 lb. (22 401 kg)	66,000 lb. (29 937 kg)	
Rowtrac Models—Base Shipping Weight	50,306 lb. (22 818 kg)	N/A		
Rowtrac Models—Max. Gross Vehicle Weight	60,000 lb. (27 216 kg)	N/A		
Quadtrac Models—Base Shipping Weight	51,623 lb. (23 416 kg)	52,621 lb. (23 868 kg)	53,503 lb. (24 629 kg)	
Quadtrac Models—Max. Gross Vehicle Weight	64,000 lb. (29 030 kg)			

*All wheeled Steigers have bar axles and all Quadtrac and Rowtrac Steigers have flanged axles

SAFETY NEVER HURTS!™ Always read the Operators Manual before operating any equipment. Inspect equipment before using it, and be sure it is operating properly. Follow the product safety signs, and use any safety features provided. CNH Industrial America LLC reserves the right to make improvements in design and changes in specifications at any time without notice and without incurring any obligation to install them on units previously sold. Specifications, descriptions and illustrative material herein are as accurate as known at time of publication, but are subject to change without notice. Availability of some models and equipment builds varies according to the country in which the equipment is used.

©2020 CNH Industrial America LLC. All rights reserved. Case IH is a trademark registered in the United States and many other countries, owned by or licensed to CNH Industrial N.V., its subsidiaries or affiliates. Any trademarks referred to herein, in association with goods and/or services of companies other than CNH Industrial America LLC, are the property of those respective companies. Printed in U.S.A. www.caseih.com CIH20021901



CASE IH
AGRICULTURE